


RODENSTOCK Instruments



CV Series

Chart Panels

Making analysis fashionable

R RODENSTOCK

The CV Series: Choose the perfect match for your business



” I appreciate the flexibility in functionality and design. So all my expectations can be met.

“

What are your benefits?



Precise refraction

Accurate vision charts for every need



Quality and style

Proven quality meets modern design



Increased competency

Provide comprehensive service with a wide range of special tests



Personalisation

Program user-defined test sequences



Cross-age charts

Variety of fixation targets for children to gain their attention




Connectivity

Wireless connection to Phoromat 2000

A smart selection
to suit your needs.

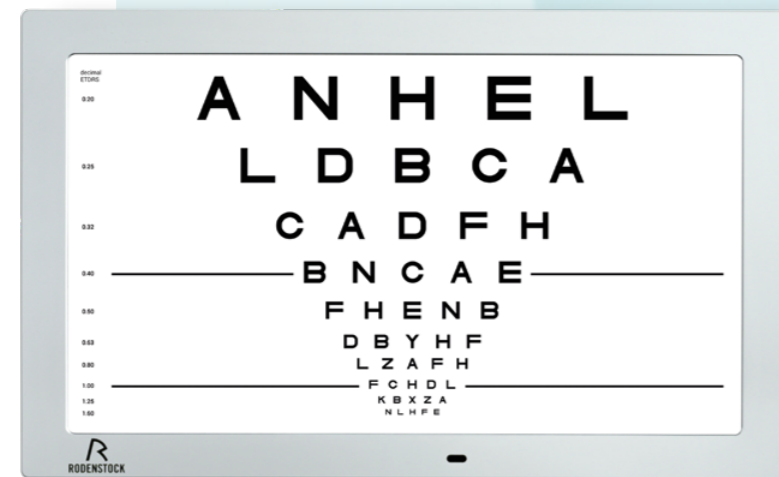
The Chart Panels

The chart panels CV 600 and CV 900 provide a lot of basic refraction charts and also a great number of special tests to determine the patients' visual acuity and vision capabilities. In addition to different optotypes, astigmatism tests and red-green tests, the chart panels are equipped with a low vision function, an EDTRS test, crowding bars, an Amsler grid, colour tests and much more.



CV 600

- Quick change of optotypes, visus types, and visus units available
- WiFi or Bluetooth communication to Phoromat 2000
- Uniform design appearance with Phoromat 2000



CV 900


- Wide variety of special tests like contrast sensitivity and colour separation
- Infrared communication to Phoromat 2000
- Compatibility with iOS application "Chart_MAXX"

	CHART PANELS		POLARISING CHART PANELS		
	CV 600	CV 900	CV 700P	CV 800P	CV 1000P
Working distance: 2 m to 7 m	×	×	×	×	×
Visus units: decimal, LogMar, metric, feet	×	×	×	×	×
Display size (LCD full HD)	23"	24"	23"	23"	24"
Image separation: red-green	×	×	×	×	×
Image separation: polarising			×	×	×
MKH test sequence				×	×
Driver's license sequence			×		
IR remote control (3 channels)	×	×	×	×	×
System integration to automated phoropter	×	×	×	×	×
IR connection via CommBox (optional)		×	×		×
WiFi/Bluetooth connection	×			×	
"Chart_MAXX" app (iOS)		×	×		×
Multilingual user interface	×	×	×	×	×
Wall-mount adapter (VESA 100)	×	×	×	×	×
USB port	×	×	×	×	×
OPTOTYPES					
Osterberg		×	×		×
EDTRS	×	×	×	×	×
Crowding bars	×	×	×	×	×
Hearing impaired		×	×		×
Low vision	×	×	×	×	×
Optotype contrast adjustment	×	×	×	×	×
VA TESTS					
Cross-grid	×	×	×	×	×
Amsler grid	×	×	×	×	×
Astigmatism dots	×	×	×	×	×
Astigmatism clock	×	×	×	×	×

	CHART PANELS		POLARISING CHART PANELS		
	CV 600	CV 900	CV 700P	CV 800P	CV 1000P
BINOCULAR TESTS RED-GREEN					
Schober	×	×	×	×	×
Worth	×	×	×	×	×
Fixation disparity	×	×	×	×	×
Bichrome balance	×	×	×	×	×
BINOCULAR TESTS POLARISING					
VA balance			×	×	×
Horizontal/vertical coincidence			×	×	×
Polarising red-green			×	×	×
3D images			×		×
SPECIAL TESTS					
Contrast sensitivity		×	×		×
Colour vision test	×	×	×	×	×
Colour sensitivity		×	×		×
Animations		×	×		×
MASKS					
Single optotype, horizontal/vertical line	×	×	×	×	×
Red-green	×	×	×	×	×
Polarising			×		×

The Polarising Chart Panels

The polarising chart panels all come with linear polarisation. In addition to the standard features, these panels offer a wide range of heterophoria and stereo vision tests.

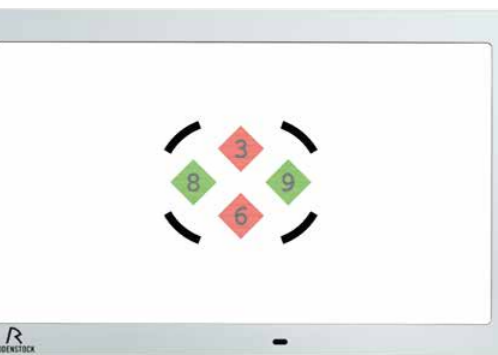


CV 700P

- Driver's license test (optional equipment)
- Entry-level polarising display
- Wide variety of special tests like contrast sensitivity and colour separation
- Infrared communication to Phoromat 2000
- Compatibility with iOS application "Chart_MAXX"

CV 800P

- High-quality polarising display
- Precise image separation
- MKH test sequence
- Quick change of visus types, visus units, and optotypes available
- WiFi or Bluetooth communication to Phoromat 2000
- Uniform design appearance with Phoromat 2000



CV 1000P

- High-quality polarising display
- Precise image separation
- MKH test sequence
- Wide variety of special tests like contrast sensitivity and colour separation
- Infrared communication to Phoromat 2000
- Compatibility with iOS application "Chart_MAXX"

Specifications

	CHART PANELS		POLARISING CHART PANELS		
	CV 600	CV 900	CV 700P	CV 800P	CV 1000P
DIMENSIONS					
WDH (incl. frame)	583 × 55 × 423 mm	605 × 30 × 370 mm	585 × 30 × 360 mm	583 × 55 × 423 mm	605 × 30 × 370 mm
Weight	5.7 kg	3.8 kg	3.9 kg	5.7 kg	3.8 kg
Input	AC 100 V/240 V	AC 100 V/240 V	AC 100 V/240 V	AC 100 V/240 V	AC 100 V/240 V
Frequency	50/60 Hz	50/60 Hz	50/60 Hz	50/60 Hz	50/60 Hz
Power consumption	35 – 45 VA	60 W	60 W	35 – 45 VA	60 W

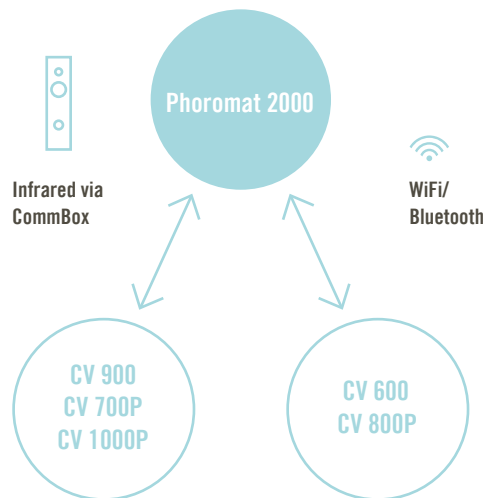
RODENSTOCK Instruments
 Wiesbadener Strasse 21
 90427 Nürnberg, Germany
 Phone +49 (0)911 938 546 2777
 Fax +49 (0)911 938 546 220
 info@rodenstock-instruments.de
 www.rodenstock-instruments.de



Rodenstock Instruments is a business unit of Tomey GmbH

2021/03 – subject to change without notice

Communication to Phoromat 2000



Optional equipment for CV 900/CV 700P/CV 1000P:

CommBox

Infrared transmitter to Phoromat 2000



“Chart_MAXX” application (iOS)

- CV 900
- CV 700P
- CV 1000P

Operate the chart panel* easily on your iPad using the “Chart_MAXX” app. The application can also be used as a near-vision reading chart.

*additional WiFi dongle is required

Rodachart 422

If you're interested in our chart projector, you can find its brochure at www.rodenstock-instruments.de

